

# Lock-picking: A Perfectly Ethical Introduction to Smashing the State

University of Utah

# Motivation

- ▶ Forgot your keys

# Motivation

- ▶ Forgot your keys
- ▶ Can't / Don't want to ask for the keys (might say 'no')

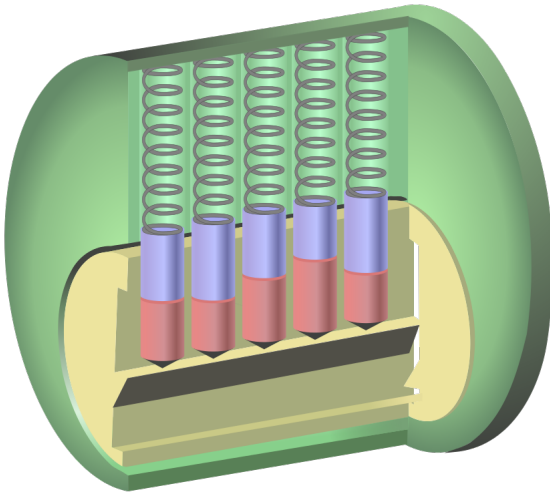
# Motivation

- ▶ Forgot your keys
- ▶ Can't / Don't want to ask for the keys (might say 'no')
- ▶ Were explicitly forbidden from having access to the keys but want something anyway

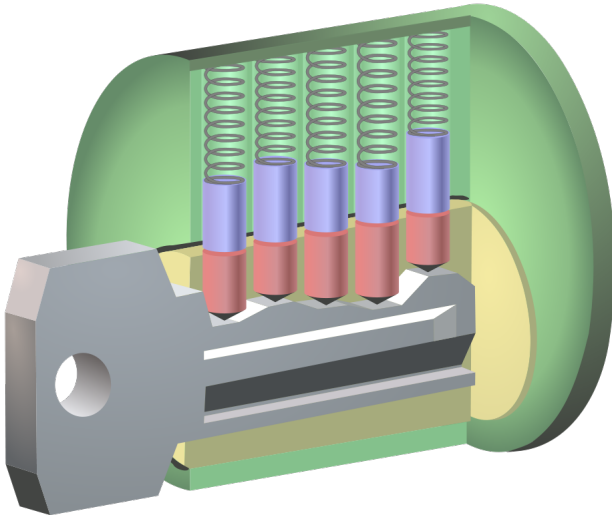
# DISCLAIMER!

I am not a lawyer, and take no responsibility for individuals who act on my advice (which is neither legal, nor perfectly honest)

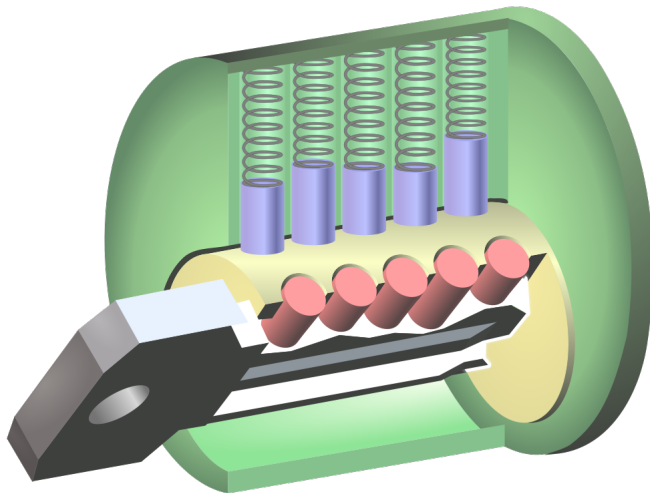
# A Primer: How Locks Work



# A Primer: How Locks Work



# A Primer: How Locks Work





# How to Pick Locks

## Create Tension

Tumblers are held in place by shear line

## Align Tumblers

Raise each tumbler so that its break aligns with the shear line. This should be accompanied by a satisfying 'click'. When all tumblers are aligned, the lock should freely rotate under tension.

# Not Getting Caught

1. Appear relaxed and casual
2. Hold keys in your picking hand
3. Work quickly

# Getting Caught

- ▶ Give casual, yet ambiguous explanations (e.g. "No problem, we get that a lot in this business.")
- ▶ Appear confused about moral/ethical/legal boundaries
- ▶ Use media influence as a scapegoat
- ▶ Throw a minor tantrum to embarrass the accuser